由 Autodesk 教育版产品制作

All Pages Of This Edition Approved			
Signature:		Date:	

REV.	DESCRIPTION	REVISER	DATE
A0	First issue	luojinwei	2014.1.18
A1	Modify backlight,temperature,add sponge	luojinwei	2014.1.22
A2	Modify VDD ,add print	luojinwei	2014.2.8

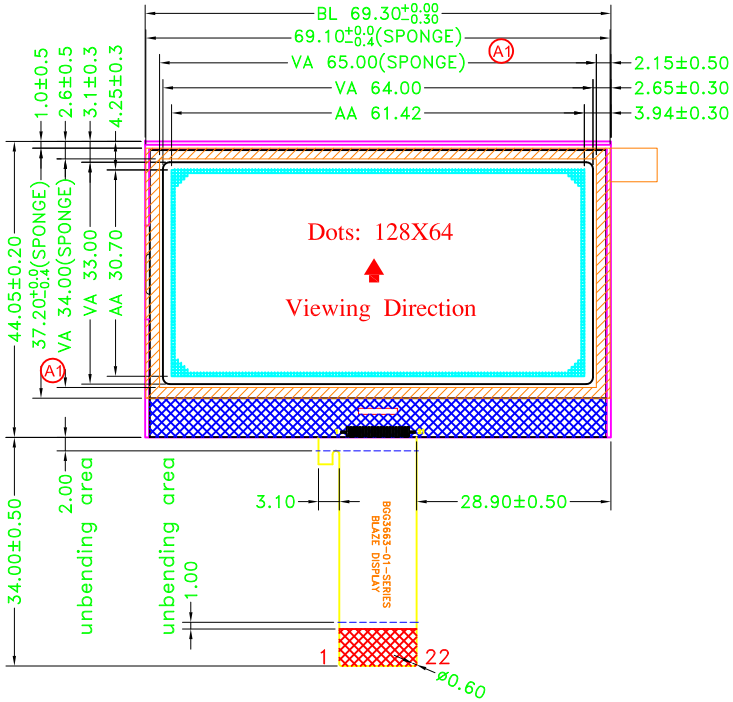

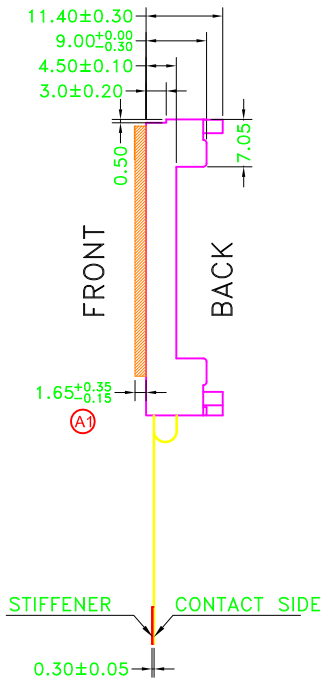

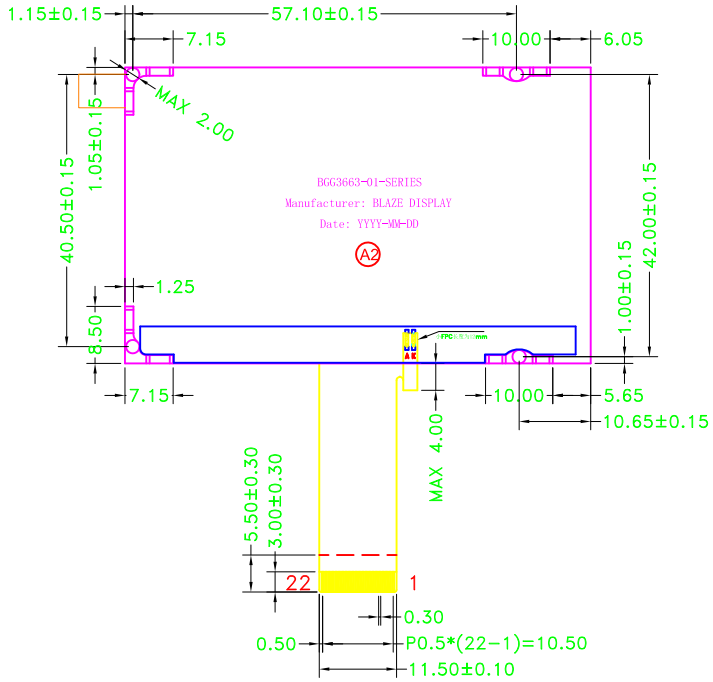

PIN	SYMBOL
1	A
2	K
3	V0
4	V4
5	V3
6	V2
7	V1
8	VOUT
9	CAP2-
10	SI(D7)
11	SCL(D6)
12	CAP2+
13	CAP4+
14	A0
15	/RES
16	/CS1
17	CAP1-
18	CAP3+
19	VDD
20	CAP1+
21	VSS
22	VSS

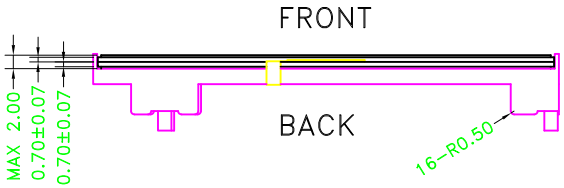

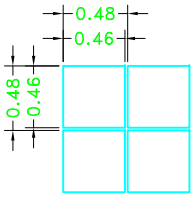

DOTS SIDE
SCALE 20:1

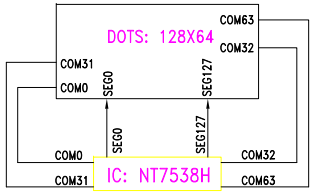

COM & SEG LAYOUT

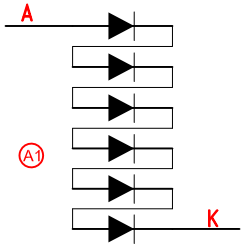

BACKLIGHT CIRCUIT

Specifications:

1. Display Mode: FSTN/Transflective/Positive.
2. Viewing Angle: 6 O'clock.
3. Drive Method: 1/64 Duty 1/9 Bias, Vop= 9.0V, Vdd= 3.3V. A2
4. Top: -30°C~+80°C, Tst: -35°C~+85°C. A1
5. Connector: COG+FPC.
7. Drive IC: NT7538H
8. BlackLight: 6 PCS WHITE LED Blacklight,If=20mA & Vf=18.0V A1
   CHROMATICITY COORDINATES: X=0.24~0.285, Y=0.24~0.30
   WaveLenght: NO, Luminance: >150cd/m2(WHIH LCD), Uniformity: 80%
9. RoHS Compliant: Yes.
10. With" * " Mark Dimensions Are Important Dimensions.

LUMMAX ELECTRONICS CO.,LTD

Unspecified Tolerance:	±0.20	UNITS: mm	DATE:	MODEL NUMBER : HFG12864-106-PFUSW-R-A2		SHEET: 1 OF 1
DESIGN BY:		luojinwei	2014.1.18			DATE: 2014.1.18
CHECKED BY:						
APPROVED BY:				DO NOT SCALE THIS DRAWING.	PROJECTION	

由 Autodesk 教育版产品制作
由 Autodesk 教育版产品制作
由 Autodesk 教育版产品制作