由 Autodesk 教育版产品制作

All Pages Of This Edition Approved	A5	改FPC长度为16.8MM	luojinwei	2014.06.24
Signature:	Date:			

REV.	DESCRIPTION	REVISER	DATE
A0	新出图	luojinwei	2014.05.09
A1	改FPC,LCD材质，驱动条件	luojinwei	2014.05.19
A2	改背光结构和A,K脚的位置	luojinwei	2014.05.27
A3	修改A,K脚的间距为20MM	luojinwei	2014.05.30
A4	改FPC长度为16.8MM，改为下接触	luojinwei	2014.05.30

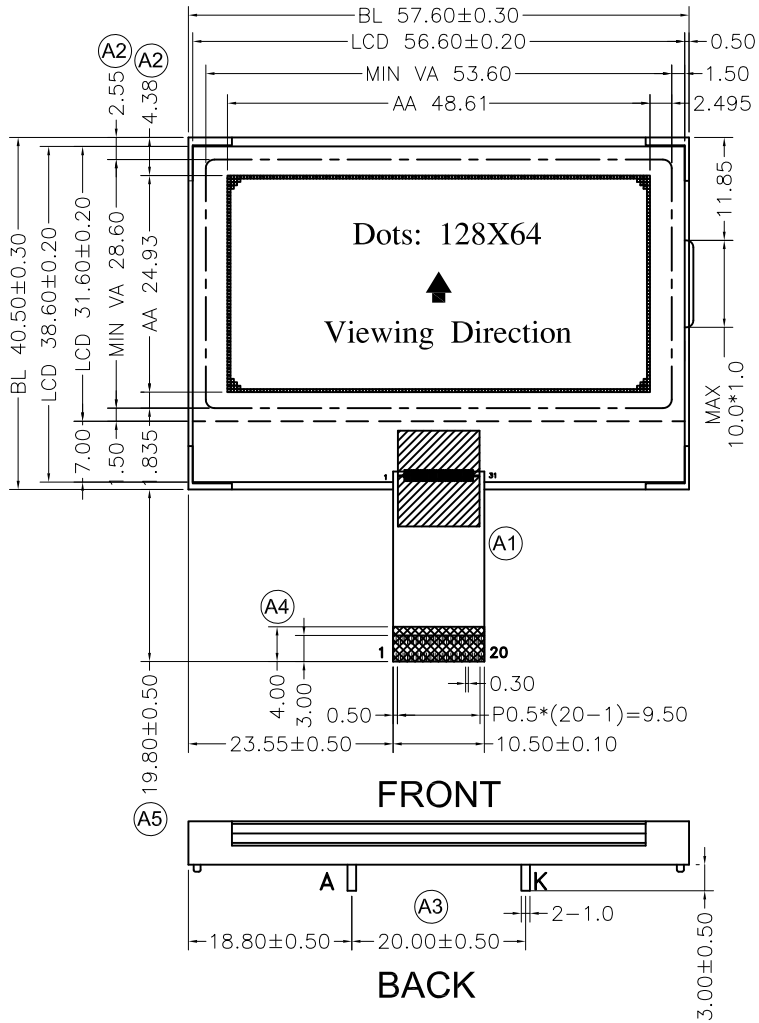

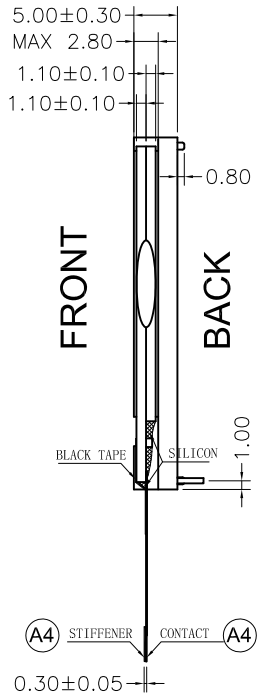

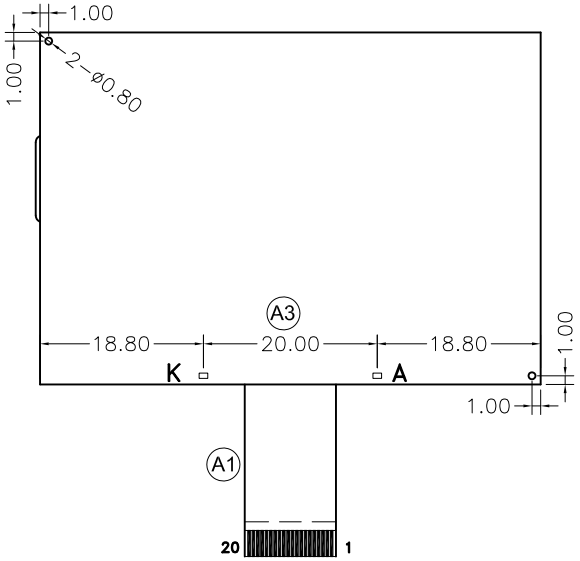

PIN	SYMBOL
1	/CS1
2	/RES
3	A0
4	/WR
5	/RD
6	D0
7	D1
8	D2
9	D3
10	D4
11	D5
12	D6
13	D7
14	VSS
15	V0
16	XV0
17	VG
18	C86
19	NC
20	VDD

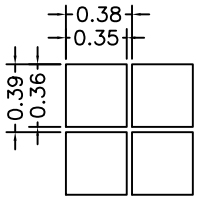

DOTS SIDE
SCALE 20:1

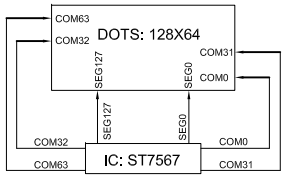

COM & SEG LAYOUT

Specifications:

1. Display Mode: FSTN/Transflective/Positive. (A1)
2. Viewing Angle: 6 0'clock.
3. Drive Method: 1/64 Duty 1/7 Bias, Vop= 8.2V, Vdd= 2.8V.
4. Top: -10°C~+60°C, Tst: -20°C~+70°C.
5. Connector: COG+FPC.
7. Drive IC: ST7567(or other compatible IC)
8. Backlight: 1pcs BLUE LED,3.0V/15mA

LUMMAX ELECTRONICS CO.,LTD

Unspecified Tolerance:	±0.20	UNITS: mm	DATE:	MODEL NUMBER : HFG12864-123-PTDSB-R_A5		SHEET: 1 OF 1
DESIGN BY:		luojinwei	2014.05.09			DATE: 2014.05.09
CHECKED BY:						
APPROVED BY:				DO NOT SCALE THIS DRAWING.	PROJECTION	

由 Autodesk 教育版产品制作
由 Autodesk 教育版产品制作
由 Autodesk 教育版产品制作